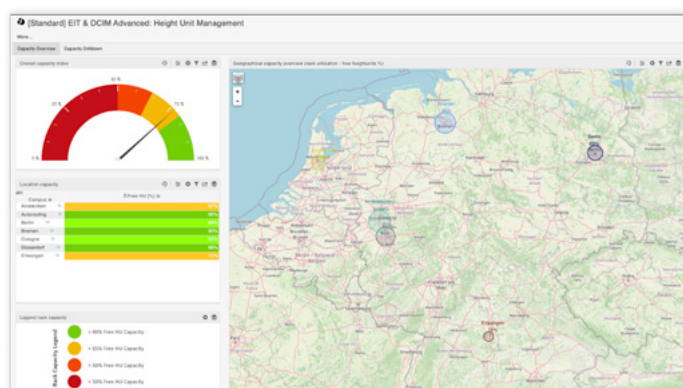


# Height Unit Management Report

## Why use this report?


You need to understand how much capacity is available in your data centers at both room and rack levels. Tracking utilization rates helps plan for future needs and ensure efficient allocation of resources to support growth and operational efficiency.





## KPIs in this report


- **Overall capacity index**
- **Free HU % per location**
- **Number of HU per location overall:**
  - Free
  - Planned
  - Occupied
- **Number of HU per location by room:**
  - Free
  - Planned
  - Occupied
- **Number of HU per location by rack:**
  - Free
  - Planned
  - Occupied


## Business Value

 **Optimize Space and Resource Utilization:** A detailed breakdown of free, planned, and occupied HUs, helps maximize the use of existing capacity and avoid under- or over-provisioning.

 **Strategic Planning:** The overall capacity index and location-specific data enable better planning for future growth, ensuring that expansion aligns with business needs and avoids unnecessary costs.

 **Cost Savings:** Identifying unused capacity at the room and rack levels helps reduce energy and maintenance costs for underutilized spaces.

 **Performance Monitoring:** Tracking capacity trends over time helps to identify bottlenecks or inefficiencies in data center operations that could affect performance.

 **Improved Decision-Making:** Data-driven insights on HU allocation allow for better decisions regarding infrastructure investments and workload distribution.

 **Transparency and Reporting:** Offers clear and actionable data for reporting to stakeholders, demonstrating responsible capacity management and alignment with organizational goals.

### Needed to run this report:

- ✓ FNT Command base
- ✓ DC Cockpit