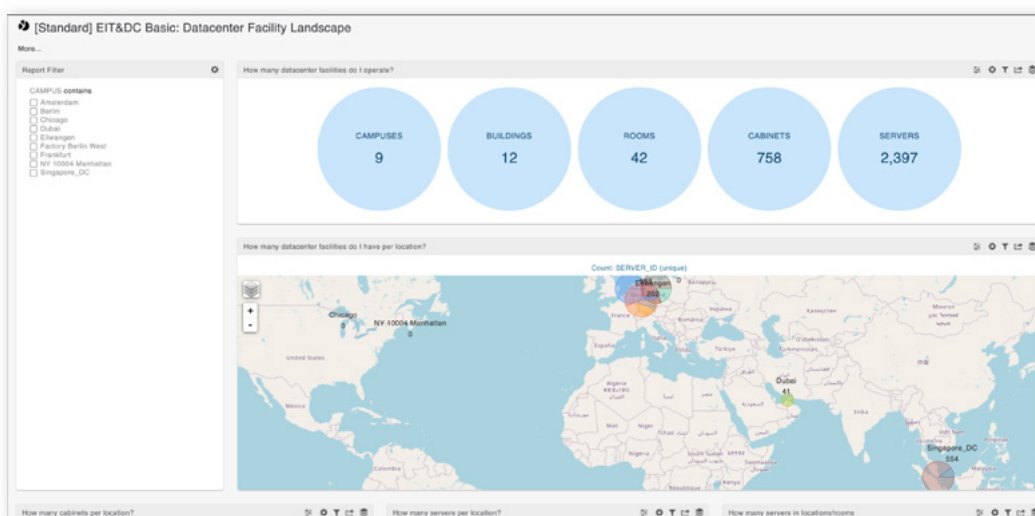


Data Center Facility Overview Report

Why use this report?


You need to differentiate your data center facilities by type and associate attributes such as size (number of racks/cabinets) and location (zone, geography). This knowledge transforms data center management from a reactive, cost-centric function into a proactive, value-generating asset for the organization.





KPIs in this report


- **Number of:**
 - Campuses
 - Buildings
 - Rooms
 - Cabinets
 - Servers
- **Number of cabinets by:**
 - Campus
 - Building
 - Room

Business Value

 **Resource Optimization:** By understanding the exact number of facilities and their key attributes, organizations can allocate resources more effectively. This reduces waste, improves equipment utilization, and enhances overall operational efficiency.

 **Reduced Downtime:** Improved visibility into facility details enables faster identification and resolution of potential issues, leading to reduced downtime and uninterrupted service delivery.

 **Simplified Auditing:** With a well-maintained inventory and clear documentation of facilities, audits become more straightforward, reducing the time and cost involved in demonstrating compliance.

 **Better Demand Forecasting:** Detailed insights into each facility's size and location help forecast future capacity needs more accurately. This allows for strategic scaling of data center operations in alignment with business growth, avoiding over- or under-provisioning.

Prerequisites to run this report:

- ✓ FNT Command base