

Professional Asset & Infrastructure Management

Simple. Fast. Flexible.



CORE

Asset Inventory – know what’s running. Control what’s next.

Asset Inventory forms the central foundation for your infrastructure management.

All physical IT assets, locations, and contracts are structured, logically linked, and documented across their entire lifecycle.

The challenge

Asset information in many organizations is fragmented: Excel spreadsheets, SharePoint documents, local tools.

- ⚠️ Unclear impact of changes
- ⚠️ High manual effort in daily operations
- ⚠️ Unreliable planning and decision-making

The solution

A structured entry into professional infrastructure management. Asset Inventory centrally captures all physical IT assets, logically links them, and makes dependencies, structures, and changes transparent – across the entire lifecycle.

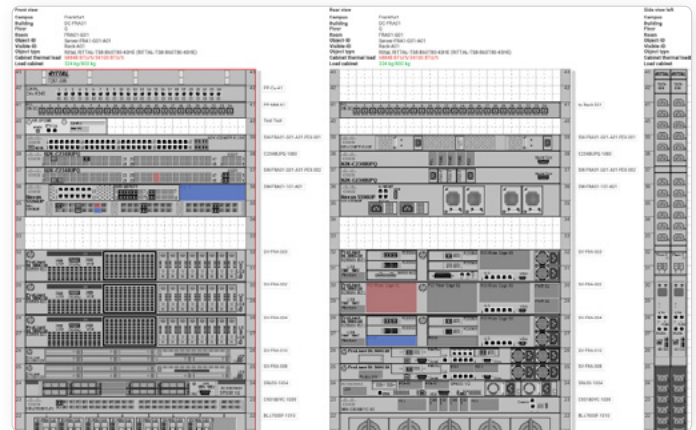
What Asset Inventory enables

- **Central source of asset transparency:** Locations, racks, and assets documented consistently and clearly
- **Understanding dependencies:** Technical relationships between configuration items at a glance
- **Traceable changes:** History, status, and impact fully transparent at all times
- **Clear structures & visualization:** Graphical rack and location views
- **Informed decisions:** Standard and BI reports provide immediately actionable insights

Asset Inventory is not just documentation – it is an active decision-making foundation for daily operations.

1 Core Asset Management

- **Location Management:** Hierarchical documentation of locations and their assets down to rack unit level
- **Graphical Rack View:** Visual representation of racks including installed components and occupancy status
- **Contract & Customer Assignment:** Assets can be assigned to customers, people, and contracts
- **Lifecycle Management:** End-to-end tracking of assets across their entire lifecycle
- **Change Management:** Deployment and change processes planned and managed transparently
- **Warehouse Management:** Efficient management of inventory in IT and data center environments



Graphical Rack View



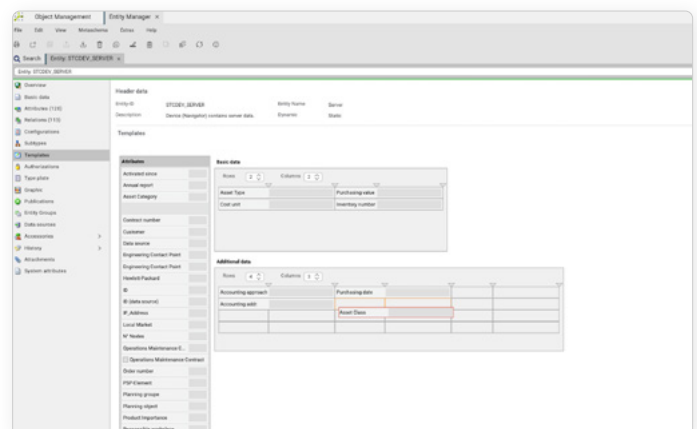
BI Reporting

2 Intelligence & Insights

- **CI Relationship Viewer:** Graphical visualization of dependencies between configuration items
- **Dependency Map Viewer:** Visualization of complex dependency structures
- **Search Engine:** Intuitive search for comprehensive database queries
- **Standard Reports:** Predefined reports on inventories and utilization
- **Custom Report Engine:** User-defined reports based on entities, relationships, attributes, and filters
- **BI Reporting:** Preconfigured dashboards and reports for data-driven decisions

3 Platform & Configuration

- **User Role & Permission Control:** Fine-tuned control of user permissions, including standard profiles
- **Multi-Tenant Support:** Multi-tenant concept for detailed access control
- **Custom Extensions:** Flexible adaptation of the data model to individual requirements
- **Device Library:** Extensive library of predefined device classes, models, and technical parameters
- **Data Import (Excel):** Excel-based data import with flexible import paths
- **System Configuration:** Central configuration of templates, workflows, and approval processes



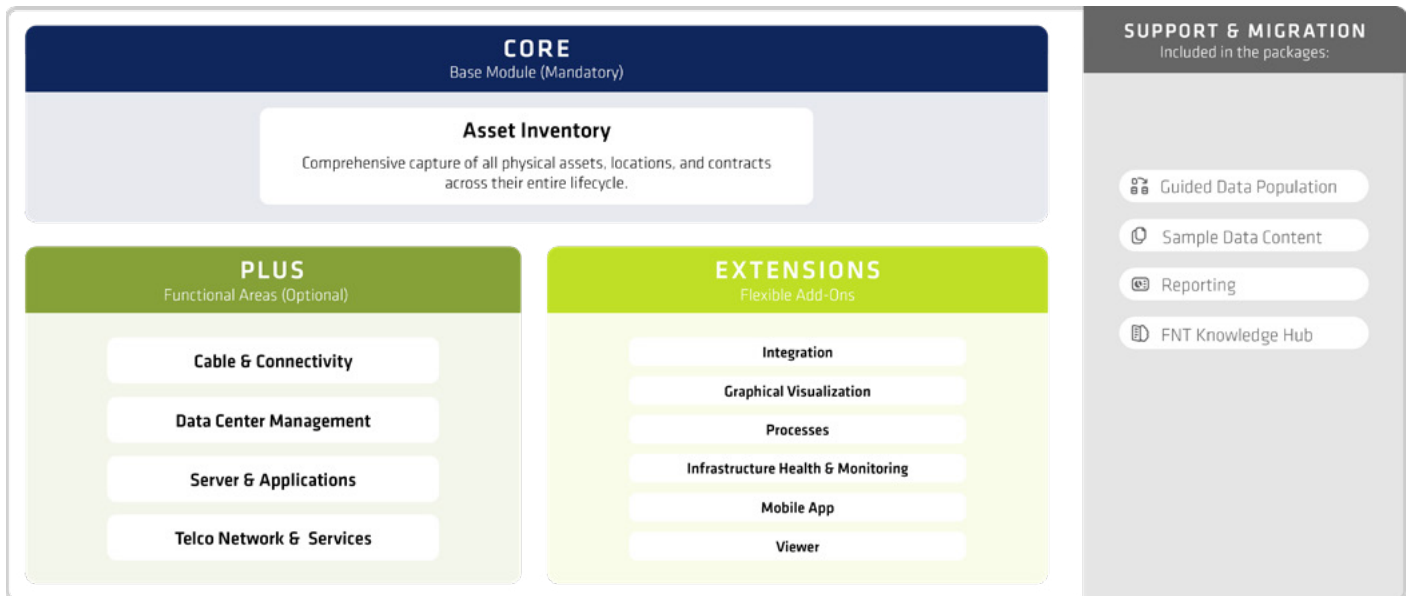
Configurable Adaptation

Scale step by step – without creating new data silos



Our approach guides you step by step toward professional infrastructure management. At its core is **Asset Inventory**, providing a reliable, centralized data foundation for all physical IT assets. You can build on this foundation whenever and wherever additional functionality or automation is needed.

Each extension leverages the existing data model, eliminating redundant maintenance and preventing the creation of new data silos.



Support & Migration – included from day one

To ensure your entry into professional infrastructure management delivers measurable value quickly, support and migration are included from the start.

Structured onboarding, preconfigured content, and hands-on guidance reduce implementation effort and accelerate time-to-value.

- **Guided Data Population:** Guided, Excel-based data import.
- **Sample Data Content:** Example and best-practice data
- **Best-Practice Reports:** Ready-to-use reports and dashboards
- **FNT Knowledge Hub:** A central source for tutorials and documentation



Operational

Identify the impact of changes instantly



Strategic

Reliable data for capacity and investment planning



Compliance

Central, audit-ready documentation with complete change history



Financial

Transparency across asset inventories and contract costs

Get started now

Find more details on our [pricing page](#).

Request your individual offer – or test Asset Inventory directly in the trial version.